

Innovative  
Petcare

Online  
Store

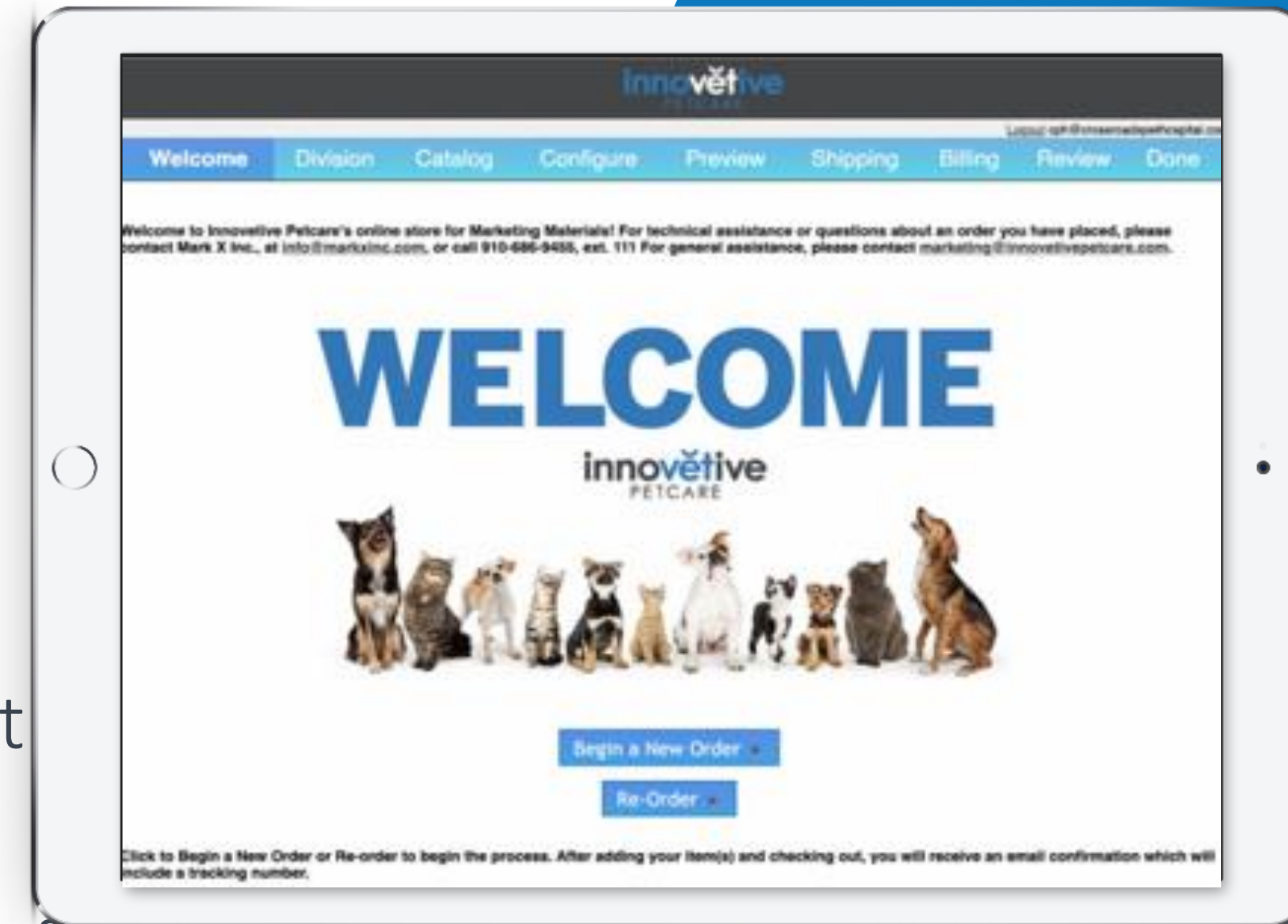


**innovative**  
PETCARE



# Practices Now Have...

- ✓ A one-stop, user-friendly **online solution** that houses clinic and IPC marketing materials
- ✓ A customizable **user** experience by clinic/dept
- ✓ Access to an automated system for ordering the most commonly requested marketing materials
- ✓ Ease of an enhanced workflow: (1) Requests, (2) Proofing, (3) Fulfillment, and (4) Shipping
- ✓ Brand consistency across company and practices
- ✓ **24-hour** “access” to on-demand marketing needs
- ✓ Minimize redundancy and wait time when **reordering** materials clinics consistently need



has an appointment

MON  TUES  WED  THUR  FRI  SAT

Date \_\_\_\_\_ Time \_\_\_\_\_ AM PM


710 W 5th St.  
Austin, TX 78701  
512.476.2882  
AustinUrbanVet.com



# Getting Started


## USER ID:

Practice Domain Email (Marketing will provide)

 Personal emails (Gmail, Yahoo, other) case-by-case only

## PASSWORDS:


Housed with IPC and released to Practice Managers

 PWs cannot be changed by the clinic

## LOGGING IN:

Bookmark the order site link and [How To](#)

<https://www.nationsprint.com/clients/innovet>





# Navigating

Log In To Begin A New (Re)Order

The screenshot shows a web browser window with a white background. At the top, the word "WELCOME" is written in large, bold, blue capital letters. Below it is the "innovetive PETCARE" logo. Underneath the logo is a row of eleven different dogs and cats sitting in a line. At the bottom of the page, there are two blue buttons with white text and a right-pointing triangle. The top button says "Begin a New Order" and the bottom button says "Re-Order". A yellow rounded rectangle highlights both buttons. A black arrow points from the right side of the page towards the highlighted buttons.

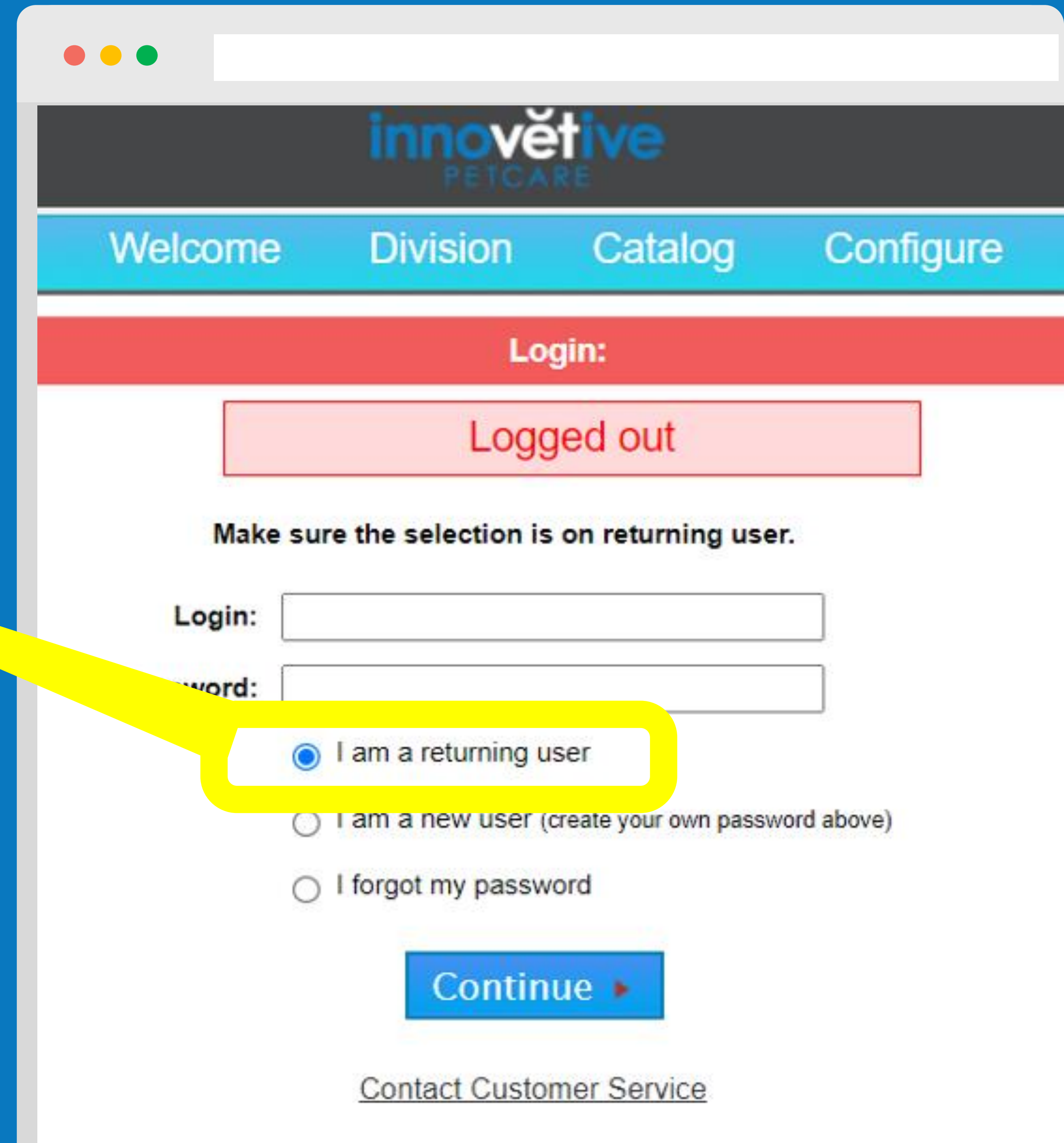


# Navigating

 Log In To Begin A New (Re)Order

 ALWAYS Log In As “**Returning User**”

EVEN IF IT IS YOUR FIRST TIME!



innovetive  
PETCARE

Welcome Division Catalog Configure

Login:

Logged out

Make sure the selection is on returning user.

Login:

Password:

I am a returning user

I am a new user (create your own password above)

I forgot my password

Continue ▶

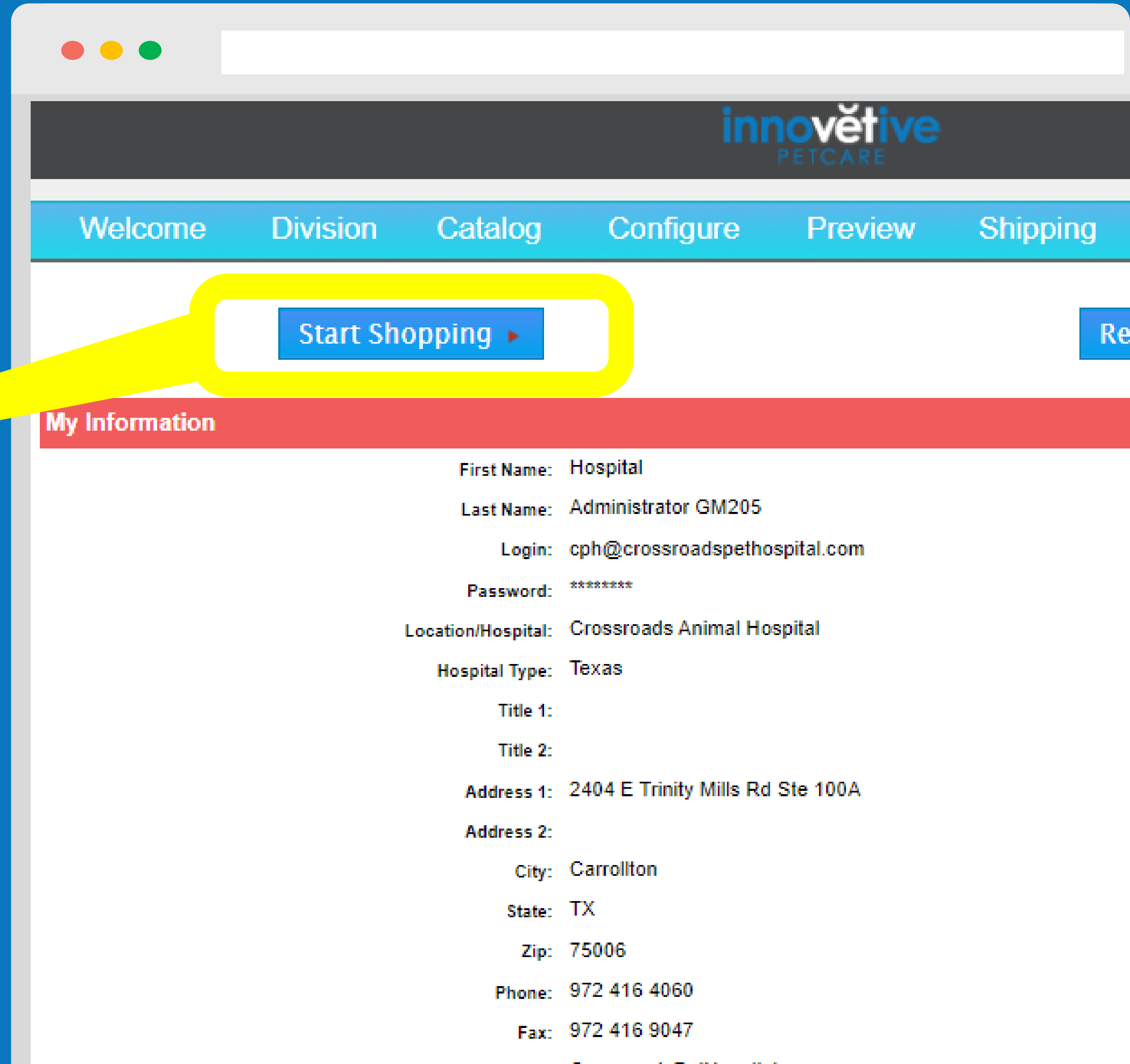
[Contact Customer Service](#)

# Navigating

 Log In To Begin A New (Re)Order





 Log On As Returning User

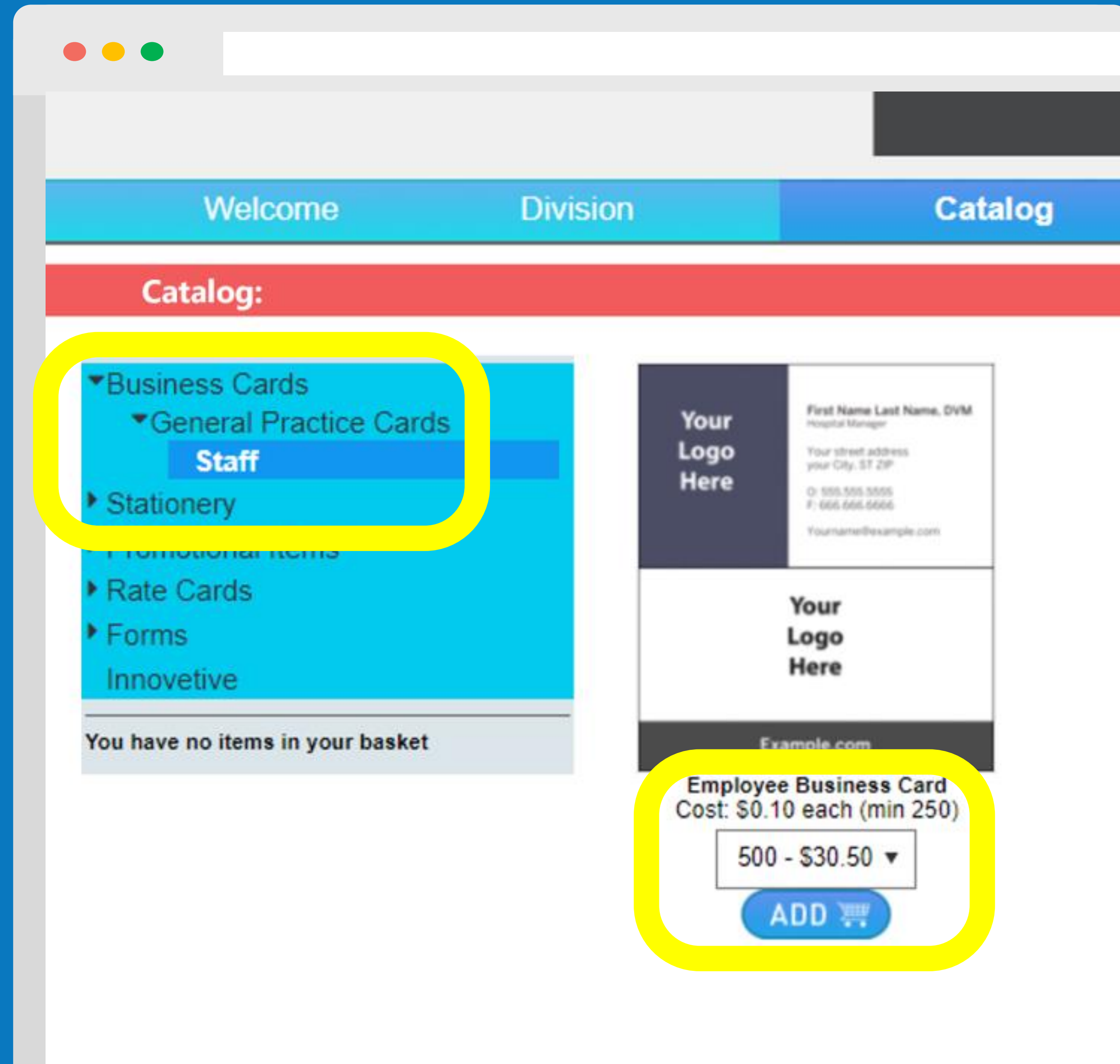
 **Start Shopping**





# Navigating

-  Log In To Begin A New (Re)Order
-  Log On As Returning User
-  Start Shopping
-  Under Business Cards or Stationery – Click “Add”



# Navigating

 Log In To Begin A New (Re)Order

 Log On As Returning User

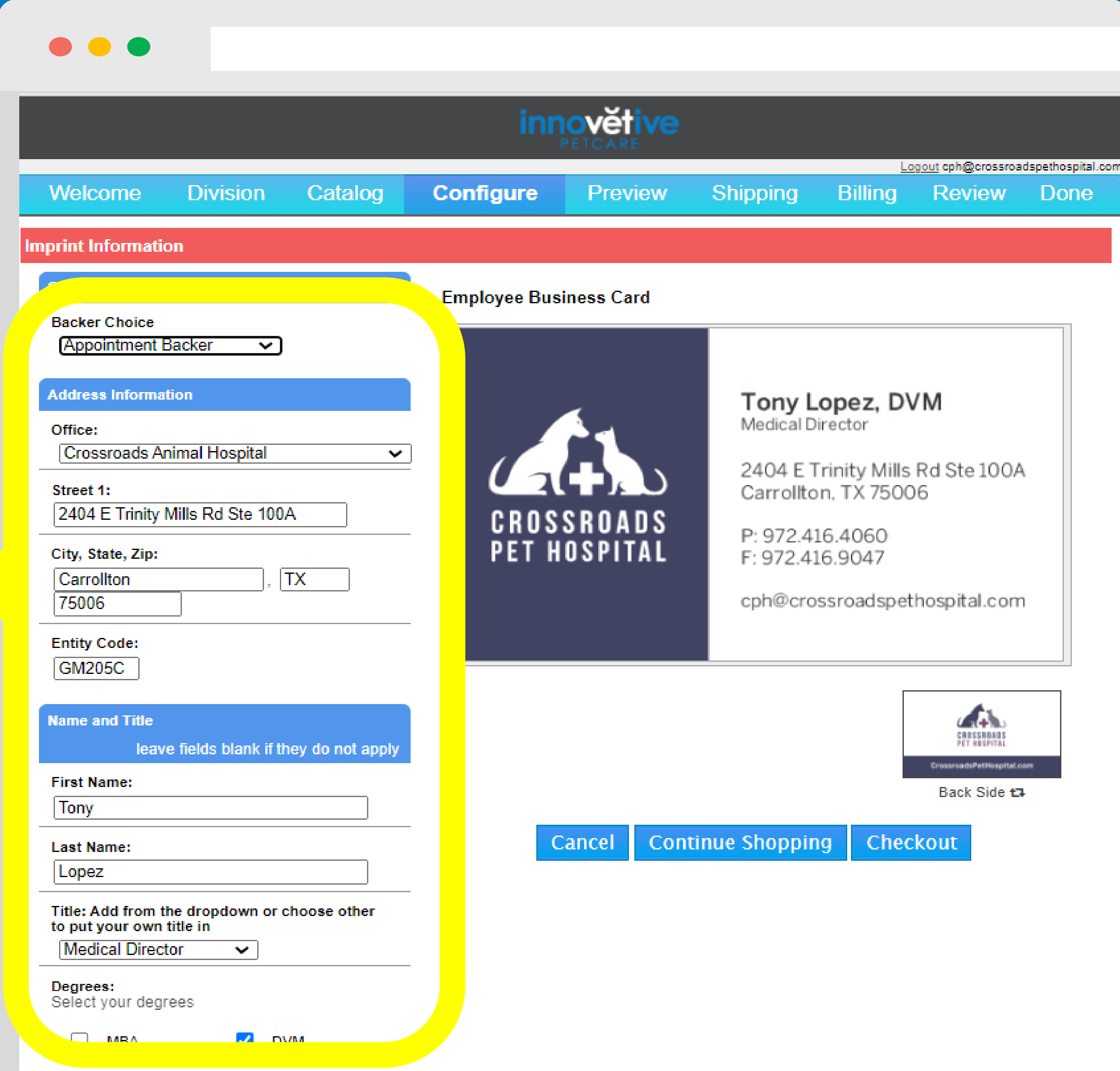
 Start Shopping

 Under Business Cards or  
Stationary – Click “Add”

 **Choose Backer Choice**

(Appointment Request or Logo)

## Enter Name/Title/Credentials



**innovētive**  
PETCARE

Logout cph@crossroadspethospital.com

Welcome Division Catalog **Configure** Preview Shipping Billing Review Done

**Imprint Information**

**Employee Business Card**

Backer Choice  
Appointment Backer

**Address Information**

Office:  
Crossroads Animal Hospital

Street 1:  
2404 E Trinity Mills Rd Ste 100A

City, State, Zip:  
Carrollton, TX  
75006

Entity Code:  
GM205C

**Name and Title**  
leave fields blank if they do not apply


First Name:  
Tony

Last Name:  
Lopez

Title: Add from the dropdown or choose other to put your own title in  
Medical Director

Degrees:  
Select your degrees  
 MBA  DVM

**Employee Business Card Preview:**


  
**CROSSROADS**  
**PET HOSPITAL**

**Tony Lopez, DVM**  
Medical Director

2404 E Trinity Mills Rd Ste 100A  
Carrollton, TX 75006

P: 972.416.4060  
F: 972.416.9047

cph@crossroadspethospital.com

  
CrossroadsPetHospital.com

Back Side ↩

Cancel Continue Shopping Checkout



# Navigating

 Log In To Begin A New (Re)Order

 Log On As Returning User


 Start Shopping

 Under Business Cards or  
Stationary – Click “Add”

 Choose Backer Choice  
(Appointment Request or Logo)

Enter Name/Title/Credentials

 **CHECKOUT**



**innovētive**  
PETCARE

Logout cph@crossroadspethospital.com

Welcome Division Catalog **Configure** Preview Shipping Billing Review Done

**Imprint Information**

Choose your Business Card backer

Backer Choice  
Appointment Backer

**Address Information**

Office:  
Crossroads Animal Hospital

Street 1:  
2404 E Trinity Mills Rd Ste 100A

City, State, Zip:  
Carrollton, TX  
75006

Entity Code:  
GM205C

**Name and Title**  
leave fields blank if they do not apply

First Name:  
Tony


Lopez

Title: Add from the dropdown or choose other to put your own title in  
Medical Director

Degrees:  
Select your degrees

MBA  DVM

**Employee Business Card**




**Tony Lopez, DVM**  
Medical Director

2404 E Trinity Mills Rd Ste 100A  
Carrollton, TX 75006

P: 972.416.4060  
F: 972.416.9047

cph@crossroadspethospital.com



**Checkout**

# COMPLETE ORDER



Add More Products



Proof Requester Information



Confirm Contact Phone #



Confirm Ship To



Click "Complete Order" and  
Receive A Confirmation To  
Clinic Email

Shipping prices are approximate of weight and boxes packed and may vary a little.

Item	Qty	Remove	Edit
Employee Business Card (Lopez, T.)	500 - \$30.50	<input type="checkbox"/>	<a href="#">edit</a>

**Add More Products** **Update**

**Requestor Information:**

Your First Name:

Your Last Name:

Your E-mail Address:

**Shipping Information:**

Please check your shipping information to ensure proper delivery.

**Contact Information:**

Contact Phone:

**Ship To:**

Attn:

Hospital Name:

Street 1:

Street 2:

City, State:

Zip:

**Complete Order**

Please click the above button only once



# Thank You

Innovetive Petcare

[marketing@innovetivepetcare.com](mailto:marketing@innovetivepetcare.com)

[Innovetivepetcare.com](http://Innovetivepetcare.com)

Follow Us on LinkedIn

